




Nº 128 SERVICE BULLETIN



Joe Blackwell
Director, Parts Sales &
Technical Support

Susan White
Parts Sales
Manager

Patty Schraps
Parts Stockroom
Manager

Chas Siddiqi
Technical Support
Engineer

Jay Alfer
Technical Support Doc.
Administrator

TO: Parts & Service Managers

DATE: September 25, 2001

SUBJ: Austin Powers™ Code Update v3.00 CPU/Display:
Addition of Adj. 60: Washington D.C. Enabled
(Factory Default is "Off")




Explanation:

In light of our Nation's tragedy of Sept. 11th, we extend our deepest sympathy to all those affected.


In response, we have modified our software in **Austin Powers Pinball**, which had a feature mode depicting *the Laser Cannon blowing up Washington D.C.*. We have added **ADJUSTMENT 60: WASHINGTON D.C. ENABLED**, with the factory default being **OFF**. This adjustment removes all speech and display referring to Washington D.C.. The mode now used is alternate display & speech not affecting game play or rules. *This adjustment can be switched to "On" to enable the original version of software.*

This code update is available on our website, www.sternpinball.com/rom.htm, click Austin Powers.

How to Enter Adjustments:



Open the Coin Door and push the **Black "Enter" Button** to enter the **Portals™ Service Menu**. Once in, move through the menus and sub-menus by pushing the **Red "Left" or Green "Right" Buttons**. Select or activate the *Icon* chosen (*Icon "flashing"*) by pushing the **Black "Enter" Button**.



Select the "ADJ" *Icon* & activate.



Select the "A.P." *Icon* & activate.



Select the ">>" or "<<" *Icons* & activate until **Adj. 60**, Washington D.C. Enabled, appears. Selecting the "+" or "-" *Icons* will change from **OFF** to **ON**. The factory default is **OFF**.

Please *phone* or *eMail* with any questions or comments at the below numbers or address.

• 2020 Janice Ave • Melrose Park, IL 60160 • Tel 708-345-7700 (Option 1) • Toll-Free (USA/Canada) 1-800-542-5377 • Fax 708-345-7889 •