




Nº 156 Service Bulletin



Joe Blackwell Director, Parts Sales & Technical Support	Patty Schraps Stock Room Supervisor	Dorothy Brown Parts Sales Representative	Chas Siddiqi Technical Support Engineer	Patrick Powers Technical Support Engineer	J. Alfer Technical Support Doc. Administrator
---	---	--	---	---	---

TO: Parts & Service Managers

DATE: May 5, 2005

SUBJ: Cabinet Flipper Switches - Contact Pitting

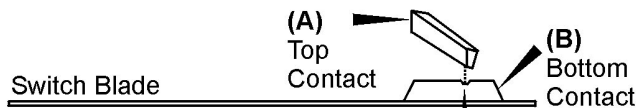

THE Sopranos™

Symptom

Weak or intermittent flippers during game play.


Problem

The hardness of the flipper switch contacts were reduced due to the switch manufacturer using a **higher welding temperature** to weld the flipper contacts to the switch blades (*reference A & B below*).



The Flipper contacts may become dented or pitted creating dead spots (intermittent contact).

(C) contact pitting (can occur on either or both contacts)



Solution

Replace the switches, **if your game exhibits the above symptoms.**

Part Number	Description	Qty. Req.
* 500-6889-00	Flipper Switch (Single Stack) Asm. <u>with</u> Ceramic Capacitor (.05 Mfd 25 volt)	2
180-5160-00	Flipper Switch Single Stack <u>without</u> Ceramic Capacitor (.05 Mfd 25 volt)	

Order the above Part Number through your local distributor (quantity required in Sopranos Pinball: 1 per side).

▶ ******Note the 500-6889-00 Part # includes the Ceramic Capacitor which makes the installation easier!******

Installation Procedure

Tools Required: #2 Phillips Screw Driver, 60 Watt Soldering Iron & Solder.

Step 1: Desolder the double-black and the gray wire from the switch lugs and **remove** old switch.

Step 2: **Install the new** switch with the existing #5 X 1-1/4" PRH Screws (237-5835-00), then solder the wires back onto the lugs.

Step 3: Adjust the new switch, if required. *Ensure blades make contact when the flipper button is pushed in.*

Please phone or eMail with any questions or comments at the below numbers or address.

• 2020 Janice Ave • Melrose Park, IL 60160 • Tel 708-345-7700 (Option 1) • Toll-Free (USA/Canada) 1-800-542-5377 • Fax 708-345-7889 •

Received via Fax? For a better copy, download from our website: www.sternpinball.com/ServiceBulletins.shtml

S.B. Nº 156
Page 1 of 1

Want Service Bulletins by eMail? Request by eMail: parts.service@sternpinball.com